

14/02/2017

# Article processing charges and subscriptions

Monitoring open access costs in the UK

- » How it started
- » Developed spreadsheet
- » Funders adopted it for reporting
- » 2013: 17 institutions
- » 2016: 40 institutions
- » Data on over 30,000 APCs
- » All openly available (CCo)

Jisc-APC-template-v3-1.x

FILE HOME INSERT PAGE LAYOUT FORMULAS DATA REVIEW VIEW Developer

Q1 : [X] [✓] [fx] Funder of research (1)

	A	B	C	D	E	F	G
1	Date of initial application by author	Submitted by	University department	PubMed Central (PMC) ID	PubMed ID	DOI	Affiliated author
2	01/02/2014	A.N. Author	Law	PMCxxxx		10.xxxx	A.N. Author
3	08/02/2014	A. Librarian	Science & Tech			10.xxxx	A.N. Author
4	27/02/2014	A. Librarian	Science & Tech	PMCxxxx	xxxxxxx	10.xxxx	A.N. Author
5	27/02/2014	A. Librarian	Science & Tech	PMCxxxx	xxxxxxx	10.xxxx	A.N. Author
6							
7							
8							
9							
10							
11							
12							
13							
14							
15							
16							
17							
18							
19							

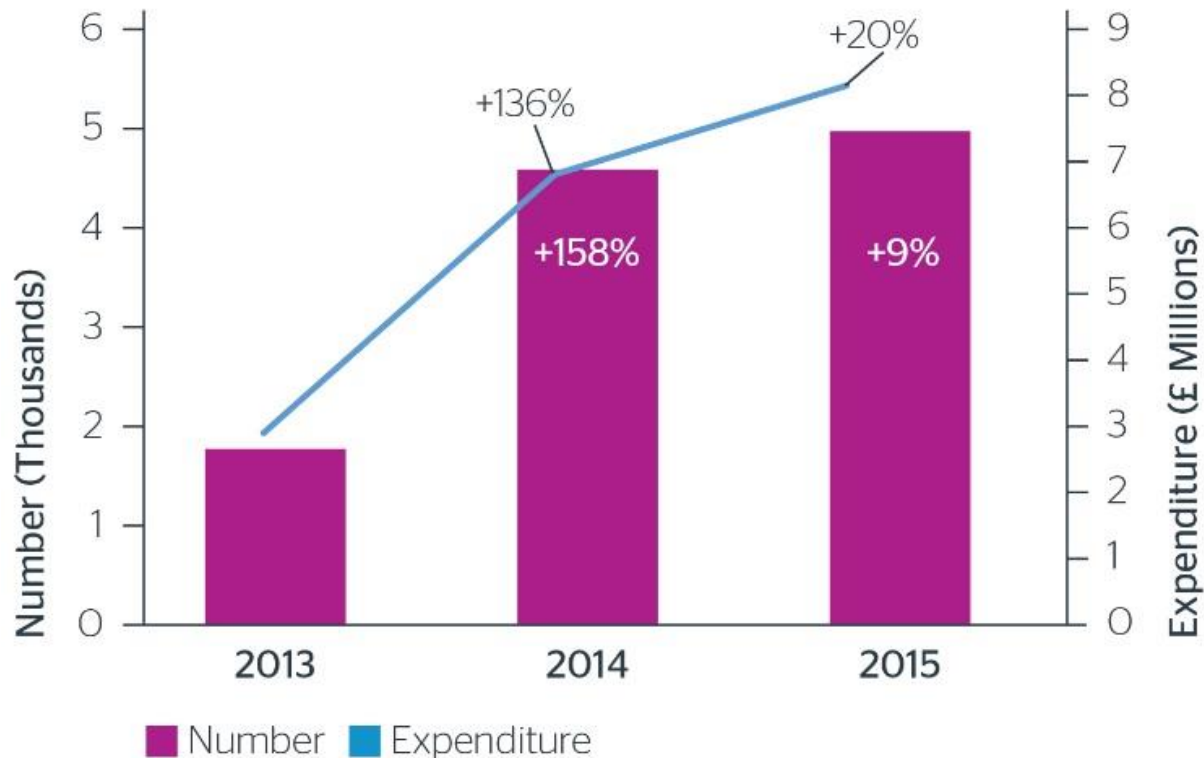
- » Data should be:
  - › Standardized and comparable
  - › Open and available
- » Should be as easy for institutions as possible

- » Helps us be accountable to the sector
- » Aids our negotiations with publishers
- » Allows institutions to profile their spend
- » Helps funders to set policy that benefit the sector as a whole

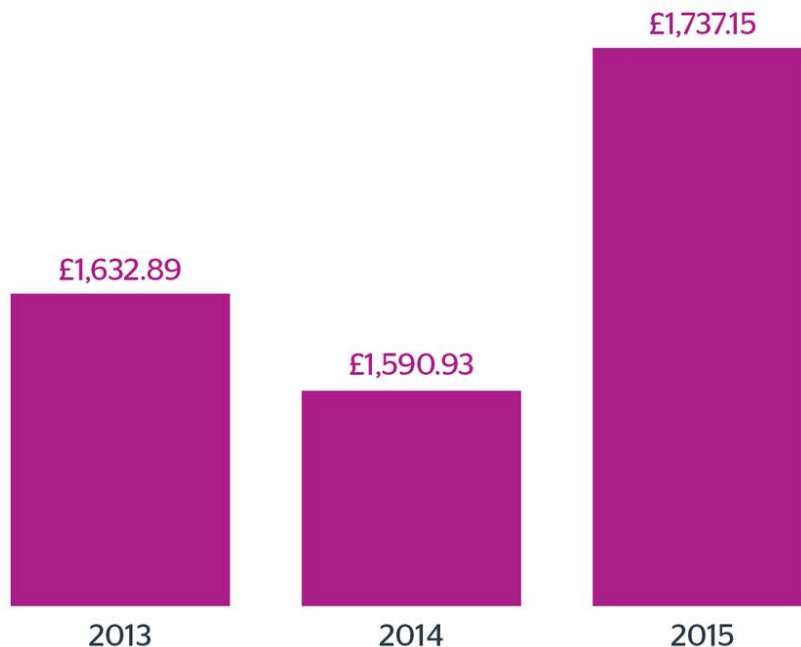
# Open APC data creates a transparent market

## What we found:

1. APCs are growing

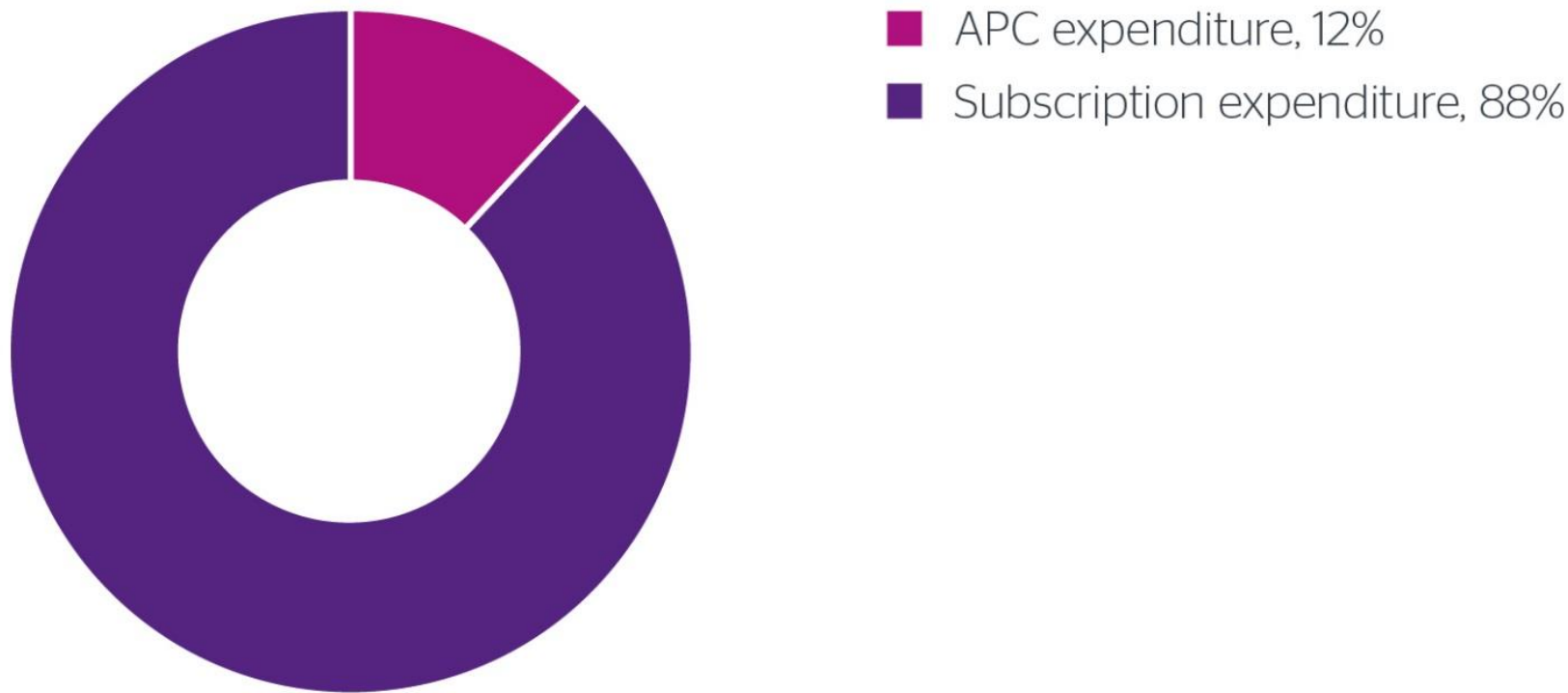


## Growth in APCs, 2013-2015, 14 institutions



## Average APC, 2013-2015, 14 institutions



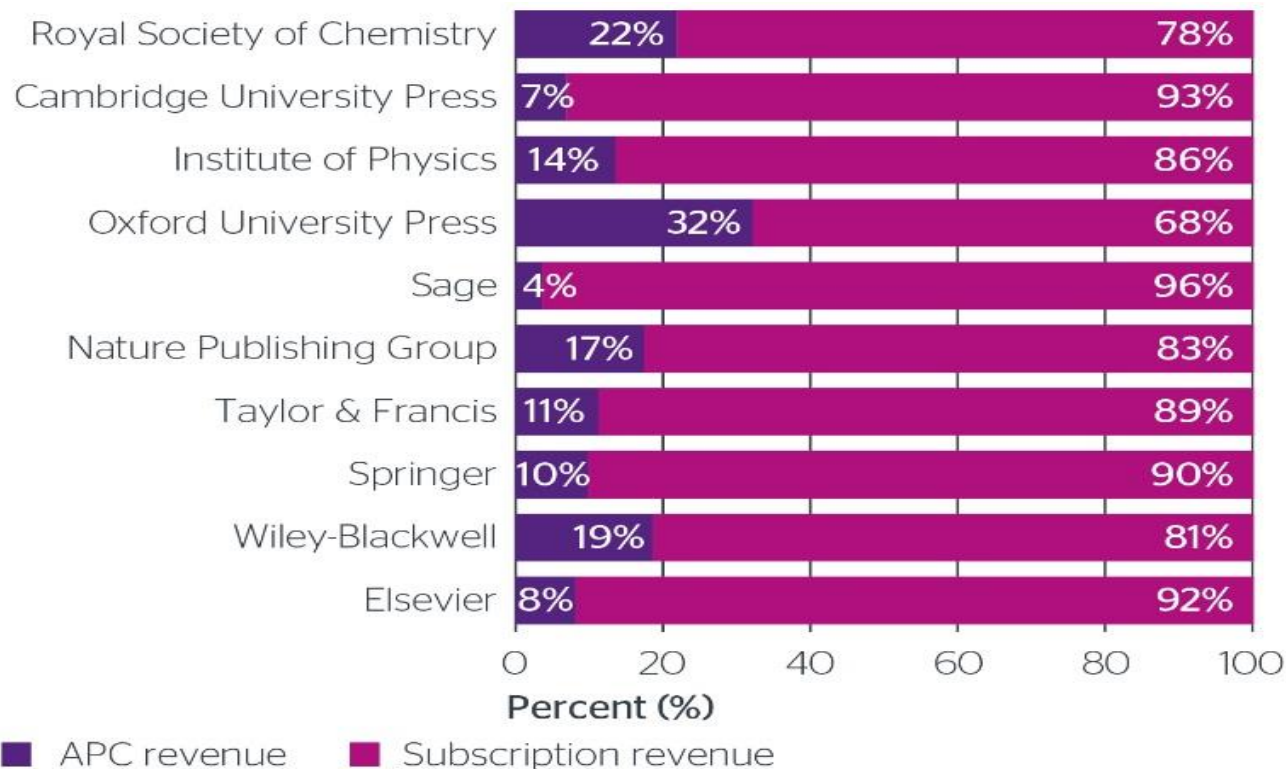


**APC and subscription expenditure, 2014, 10 publishers**

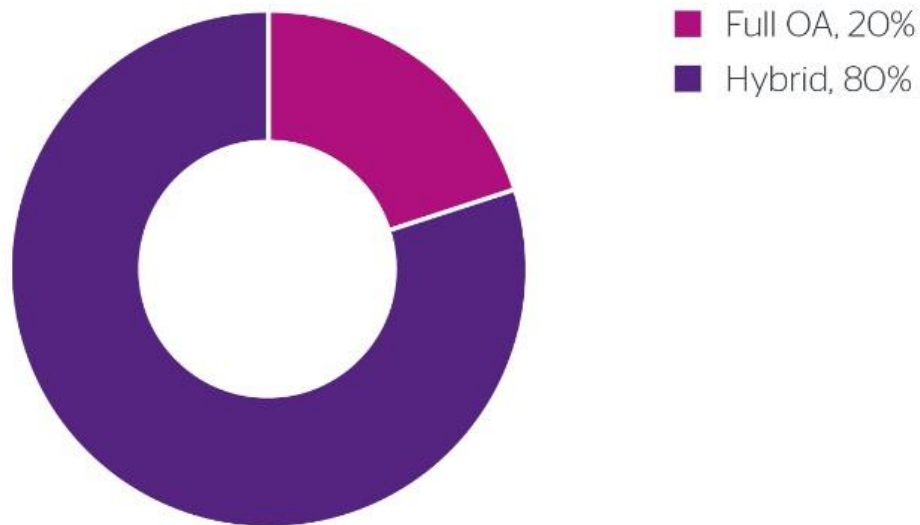
- » Subscriptions are competing with APCs for a share of library budgets
- » Library budgets are not keeping pace with inflation
- » It is vital to consider subscriptions and APCs as part of the same deal

## What we found:

2. The market for APCs looks a lot like that of subscriptions



## APC and subscription revenue by publisher, 2014



## Hybrid/Full OA expenditure August 2014-July 2015

# The average APC in full OA journals is rising



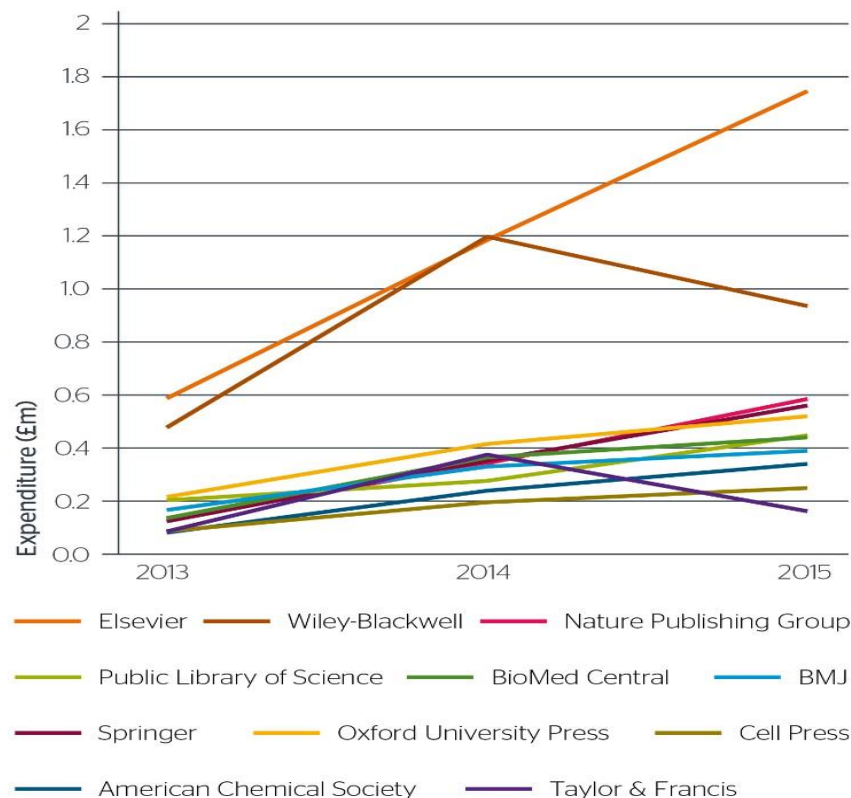
## Average APC by journal type, 2014-2015

- » We're spending more on APCs
  - › More APCs paid
  - › Higher average APC
- » The APC market looks like the subscription market
  - › Same big publishers
  - › Same hybrid journals
  - › Full OA cost rising

- » If this all sounds a bit doom-and-gloom—it's not!
- » Jisc uses this data to successfully negotiate offset deals with publishers
- » Subscriptions and APCs are considered as part of the same deal



- » Royal Society of Chemistry
  - › January 2014 – December 2016 - voucher scheme
- » IoPP
  - › Since January 2014 – credits based on subscription
- » Wiley
  - › Since January 2015 – credits based on subscription
- » Taylor & Francis
  - › Since January 2015 – voucher scheme
- » Sage
  - › Since January 2014 – discounted APC (£200)



## APC expenditure, 2013-2015 (14 institutions)

- » Further standardizing how APCs are reported, especially offset APCs
- » Easing the burden of reporting for institutions
- » Monitor Local and UK: for tracking and reporting APCs
  - › 13 institutions signed up so far

- » *Article processing charges (APCs) and subscriptions: monitoring open access costs*  
May 2016
  - › Katie Shamash
- » <https://www.jisc.ac.uk/reports/apcs-and-subscriptions>
- » © Jisc Published under the CC BY 4.0 licence  
[creativecommons.org/licenses/by/4.0](https://creativecommons.org/licenses/by/4.0)



**Katie Shamash**

Scholarly communications analyst

@katieshamash

**Katie.Shamash@jisc.ac.uk**

**jisc.ac.uk**



Except where otherwise noted, this work is licensed under CC-BY-NC-ND